



Welcome to Key Stage One

Teachers and Support Staff:

- Mrs Dunn – Class Teacher and Assistant Headteacher
 - Miss Plant – Class Teacher
 - Mr Arora – Class Teacher
- Mrs Allsopp – Support Staff
- Miss Miles – Support Staff



What will this year bring?



Curriculum focus

Autumn

- Science – Living things and their habitats and investigating materials.
- History – The Cadbury family.
- Geography – study of an African Country.
- RE – Christmas Celebrations.
- DT – Baby Bear’s chair.
- Art – Tell a story - mark making.
- Computing – Systems and networks, digital photography and e-safety.
- PSHE – Relationships.
- Music – Call and Response.

Spring

- Science – Investigating plants and electricity.
- History – The Great Plague and Great Fire of London.
- Geography – Our weather home and away.
- RE – Sikh beliefs.
- DT – Ferris wheel.
- Art – Map it out.
- Computing – Robot algorithms and pictograms.
- PSHE – Living in the wider world.
- Music – Musical me and space.

Summer

- Science – Animals including humans.
- History – World Exploration
- Geography – Kinver and London.
- RE – Buddhism.
- DT – Moving monster.
- Art – Clay houses.
- Computing – Digital music and programming quizzes.
- PSHE – Health and wellbeing.
- Music – British songs and myths and legends.

Key Trips and Events for Year 1/2

- Autumn term – Cadbury World – 7th November – History focus.
- Spring term – TBC
- Summer term – Fire Station visit – History focus.
- Summer term – Walk to Kinver Village – Geography focus.

Key Skills – English Year 1

Reading

- Apply phonic knowledge and skills as the route to decode words
- Read accurately by blending sounds in unfamiliar words containing GPCs that have been taught
- Develop pleasure in reading, motivation to read, vocabulary and understanding by:
- Listening to and discussing a wide range of poems, stories and non-fiction at a level beyond that at which they can read independently
- Link what they read or hear read to their own experiences becoming very familiar with key stories, fairy stories and traditional tales, retelling them and considering their particular characteristics recognising and joining in with predictable phrases
- Checking that the text makes sense to them as they read and correcting inaccurate reading.
- Explain clearly their understanding of what is read to them.



Phonics

Phonics

- A daily phonics lesson will be delivered to all children each morning.
- There are four different phonics groups based on assessments completed during the summer term.
- Children have been grouped across the year group according to the needs of individual children.
- Groups may change each half term based on our ongoing phonics assessment.



Key Skills – English Year 1

Writing Transcription

Spelling

- Words containing each of the 40+ phonemes already taught
- Common exception words
- The days of the week.
- Name the letters of the alphabet
- Write from memory simple sentences dictated by the teacher that include words using the GPCs and common exception words taught so far.

Year 1 Common Exception Words

the	is	no	one
a	his	go	once
do	has	so	ask
to	I	by	friend
today	you	my	school
of	your	here	put
said	they	there	push
says	be	where	pull
are	he	love	full
were	me	come	house
was	she	some	our
	we		



Key Skills – English Year 1

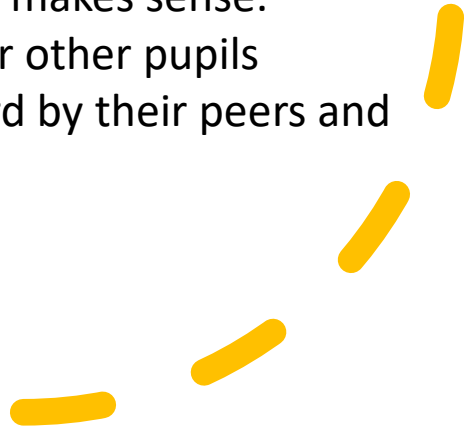
Writing Transcription

Handwriting

- Sit correctly at a table, holding a pencil comfortably and correctly ☐ begin to form lower-case letters in the correct direction, starting and finishing in the right place.
- Form capital letters ☐ form digits 0-9
- Understand which letters belong to which handwriting ‘families’ (i.e. letters that are formed in similar ways) and to practise these.

Writing Composition

write sentences by:

- Saying out loud what they are going to write about.
 - Composing a sentence orally before writing it.
 - Sequencing sentences to form short narratives.
 - Re-reading what they have written to check that it makes sense.
 - Discuss what they have written with the teacher or other pupils
 - Read aloud their writing clearly enough to be heard by their peers and the teacher.
- 

Key Skills – English Year 1

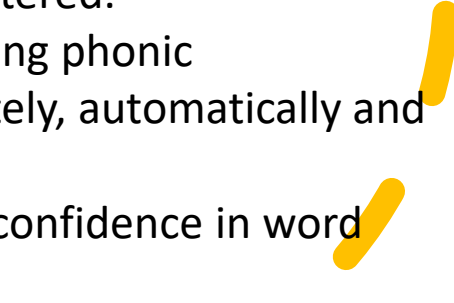
Writing Vocabulary, Grammar and Punctuation

- Leaving spaces between words.
- Joining words and joining clauses using 'and'.
- Beginning to punctuate sentences using a capital letter and a full stop, question mark or exclamation mark.
- Using a capital letter for names of people, places, the days of the week, and the personal pronoun 'I'



Key Skills – English Year 2

Reading

- Continue to apply phonic knowledge and skills as the route to decode words until automatic decoding has become embedded and reading is fluent.
 - read accurately by blending the sounds in words that contain the graphemes taught so far, especially recognising alternative sounds for graphemes.
 - Read accurately words of two or more syllables that contain the same graphemes as above.
 - Read words containing common suffixes.
 - Read further common exception words, noting unusual correspondences between spelling and sound and where these occur in the word.
 - Read most words quickly and accurately, without overt sounding and blending, when they have been frequently encountered.
 - Read aloud books closely matched to their improving phonic knowledge, sounding out unfamiliar words accurately, automatically and without undue hesitation.
 - Re-read these books to build up their fluency and confidence in word reading.
- 

Key Skills – English Year 2

Writing Transcription

Handwriting

- Form lower-case letters of the correct size relative to one another.
- Start using some of the diagonal and horizontal strokes needed to join letters and understand which letters, when adjacent to one another, are best left unjoined.
- Write capital letters and digits of the correct size, orientation and relationship to one another and to lower case letters.
- Use spacing between words that reflects the size of the letters.

Spelling

- Segmenting spoken words into phonemes and representing these by graphemes, spelling many correctly.
- Learning new ways of spelling phonemes for which one or more spellings are already known, and learn some words with each spelling, including a few common homophones.
- Learning to spell common exception words & learning to spell more words with contracted forms.
- Learning the possessive apostrophe (singular) [for example, the girl's book].
- Distinguishing between homophones and near-homophones & add suffixes to spell longer words, including –ment, –ness, –ful, –less, –ly

Key Skills – English Year 2

Year 2 Common Exception Words

after
again
any
bath
beautiful
because
behind
both
break
busy
child
children
Christmas

class
climb
clothes
could
cold
door
even
every
everybody
eye
fast
father
find

floor
gold
grass
great
half
hold
hour
improve
kind
last
many
mind
money

most
move
Mr
Mrs
old
only
parents
pass
past
path
people
plant
poor

pretty
prove
should
steak
sugar
sure
told
water
whole
who
wild
would



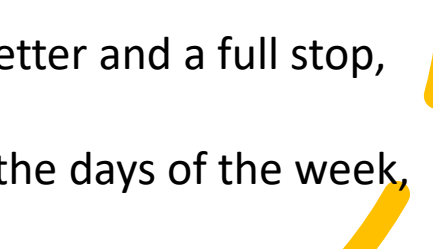
Key Skills – English Year 2

Writing Composition

Write sentences by:

- Develop positive attitudes towards and stamina for writing by:
- Writing for different purposes.
- Consider what they are going to write before beginning by: planning or saying out loud what they are going to write about.
- Make simple additions, revisions and corrections to their own writing by evaluating their writing with the teacher and other pupils.
- Re-reading and proof-reading to check for errors in spelling, grammar and punctuation [for example, ends of sentences punctuated correctly]

Writing Vocabulary, Grammar and Punctuation

- Leaving spaces between words.
 - Joining words and joining clauses using 'and'.
 - Beginning to punctuate sentences using a capital letter and a full stop, question mark or exclamation mark.
 - Using a capital letter for names of people, places, the days of the week, and the personal pronoun 'I'
- 

Key Skills – Maths Year 1

Number - Number and Place Value

Count to and across 100, forwards and backwards, beginning with 0 or 1, or from any given number

Count, read and write numbers to 100 in numerals; count in multiples of twos, fives and tens

Given a number, identify one more and one less

Identify and represent numbers using objects and pictorial representations including the number line, and use the language : equal to, more than, less than, most, least

Read and write numbers from 1 to 20 in numerals and words.

Number - Addition and Subtraction

Read, write and interpret mathematical statements involving addition, subtraction and equals signs

Represent and use number bonds and related subtraction facts within 20

Add and subtract one-digit and two-digit numbers to 20, including zero

Solve one-step problems that involve addition and subtraction, using concrete objects and pictorial representations, and missing number problems

Number - Multiplication and Division

Solve one-step problems involving multiplication and division, by calculating the answer using concrete objects, pictorial representations and arrays with the support of the teacher

Key Skills – Maths Year 1

Number - Fractions

Recognise, find and name a half as one of two equal parts of an object, shape or quantity

Recognise, find and name a quarter as one of four equal parts of an object, shape or quantity.

Measurement

Compare, describe and solve practical problems for lengths and heights

Compare, describe and solve practical problems for mass/weight

Compare, describe and solve practical problems for capacity and volume

Compare, describe and solve practical problems for time

Measure and begin to record lengths and heights

Measure and begin to record mass/weight

Measure and begin to record capacity and volume

Measure and begin to record time

Recognise and know the value of different denominations of coins and notes

Sequence events in chronological order using appropriate language

Recognise and use language relating to dates, including days of the week, weeks, months and years

Tell the time to the hour and half past the hour and draw the hands on a clock face to show these times.

Key Skills – Maths Year 1

Geometry - Position and Direction

Describe position, direction and movement, including whole, half, quarter and three-quarter turns

Geometry - Properties of Shape

Recognise and name common 2D and 3D shapes



Key Skills – Maths Year 2

Number - Number and Place Value

Count in steps of 2, 3, and 5 from 0, and in tens from any number

Recognise the place value of each digit in a two-digit number

Identify, represent and estimate numbers using different representations, including the number line

Compare and order numbers from 0 up to 100

Read and write numbers to at least 100 in numerals and in words

Use place value and number facts to solve problems.

Number - Addition and Subtraction

Solve problems with addition and subtraction: using concrete objects and pictorial representations, including those involving numbers, quantities and measures; applying their increasing knowledge of mental and written methods

Recall and use addition and subtraction facts to 20 fluently, and derive and use related facts up to 100

Add and subtract numbers using concrete objects, pictorial representations, and mentally, including: a two-digit number and ones; a two-digit number and tens; two two-digit numbers; adding three one-digit numbers

Show that addition of two numbers can be done in any order (commutative) and subtraction of one number from another cannot

Recognise and use the inverse relationship between addition and subtraction and use this to check calculations and solve missing number problems.

Key Skills – Maths Year 2

Number - Multiplication and Division

Recall and use multiplication and division facts for the 2, 5 and 10 multiplication tables, including recognising odd and even numbers

Calculate mathematical statements for multiplication and division within the multiplication tables and write them using the multiplication, division and equals signs

Show that multiplication of two numbers can be done in any order and division of one number by another cannot

Solve problems involving multiplication and division, using materials, arrays, repeated addition, mental methods, and multiplication and division facts, including problems in contexts.

Number - Fractions

Recognise, find, name and write fractions $\frac{1}{3}$, $\frac{1}{4}$, $\frac{2}{4}$, and $\frac{3}{4}$ of a length, shape, set of objects or quantity

Write simple fractions and recognise the equivalence of $\frac{2}{4}$ and $\frac{1}{2}$

Measurement

Choose and use appropriate standard units to estimate and measure length/height in any direction; mass; temperature; capacity to the nearest appropriate unit, using rulers, scales, thermometers and measuring vessels

Compare and order lengths, mass, volume/capacity and record the results using $>$, $<$ and $=$

Recognise and use symbols for pounds (£) and pence (p); combine amounts to make a particular value


Find different combinations of coins that equal the same amounts of money

Solve simple problems in a practical context involving addition and subtraction of money of the same unit, including giving change

Compare and sequence intervals of time

Tell and write the time to five minutes, including quarter past/to the hour and draw the hands on a clock face to show these times

Know the number of minutes in an hour and the number of hours in a day



Key Skills – Maths Year 2

Geometry - Properties of Shape

Identify and describe the properties of 2D shapes, including the number of sides and line symmetry in a vertical line

Identify and describe the properties of 3D shapes, including the number of edges, vertices and faces

Identify 2D shapes on the surface of 3D shapes

Compare and sort common 2D and 3D shapes and everyday objects.

Geometry - Position and Direction

Order and arrange combinations of mathematical objects in patterns and sequences

Use mathematical vocabulary to describe position, direction and movement, including movement in a straight line and distinguishing between rotation as a turn and in terms of right angles for quarter, half and three-quarter turns (clockwise and anti-clockwise)

Statistics

Interpret and construct simple pictograms, tally charts, block diagrams and simple tables

Ask and answer simple questions by counting the number of objects in each category and sorting the categories by quantity

Ask and answer questions about totalling and comparing categorical data.




How to help at home...

Reading

Edshed

Maths.co.uk



How to help at home...

Wider Curriculum ideas:

- Spend time outdoors and discuss the nature, plants and materials the children see around them.
- Share a delicious bar of chocolate and talk about why you like it or dislike it!

Phonics ideas:

- Read to your child before bedtime and share their excitement for reading.
- Visit the library.
- Listen to your child read at least 4 times per week.
- Talk to your child about books you have been reading.

Writing ideas:

- Keep a diary of important events.
- Practise writing a simple sentence which includes the keys skills they are mastering (finger spaces, capital letters and full stops).
- SPELLINGS – These are so important. Spellings homework is set weekly.

Maths ideas:

- Investigate number bonds to 10, 20, 50 and 100.
- Practise the 2, 5 and 10 multiplication tables.
- Maths homework is set weekly.

Timetable



	8.30 - 8:50	8:50 – 9.20	9.25 – 10:15	10.15– 10:35	10:35- 10:50	10:55 – 12:05	12:10 – 1:00	1:00 – 1:15	1:15 – 2:00	2:00 – 2:15	2:15 – 2:45	2:45– 3:10
Monday	DIRT and Register	Phonics	Writing	Guided reading	Break	Maths	Lunch	Register and handwriting	Computing	Break	Music	
Tuesday	DIRT and Register	Phonics	Writing	Guided reading	Break	Maths	Lunch	Mastery Number	Science	Break	Science	
Wednesday	DIRT and Register	Phonics	Writing	Guided reading	Break	Maths	Lunch	Register and handwriting	1/2D and 1/2P PPA (PE/FS) 1/2A – Curriculum Block			Assembly 2:50- 3:05
Thursday	DIRT and Register	Phonics	Writing	Guided reading	Break	Maths	Lunch	Register and handwriting	1/2A PPA (PE) 1/2D and 1/2P – Curriculum Block			Singing Assembly 2:50- 3:05
Friday	DIRT and Register	Celebration Assembly 9:00 – 9:20	Phonics/ Guided reading 9:20 – 9:35	Writing 9:35 – 10:30	Break	Maths	Lunch	Mastery Number	Curriculum Block	Break	PSHE	

If you have any worries or concerns...



Please talk to us!



E-mail us through
@brindleyacademy.com/
foleyacademy.com



Call us...



Catch us on the door...

Thank you!

Please have a look through the selection of books to get a flavour of the year group!

We are here to answer any questions.